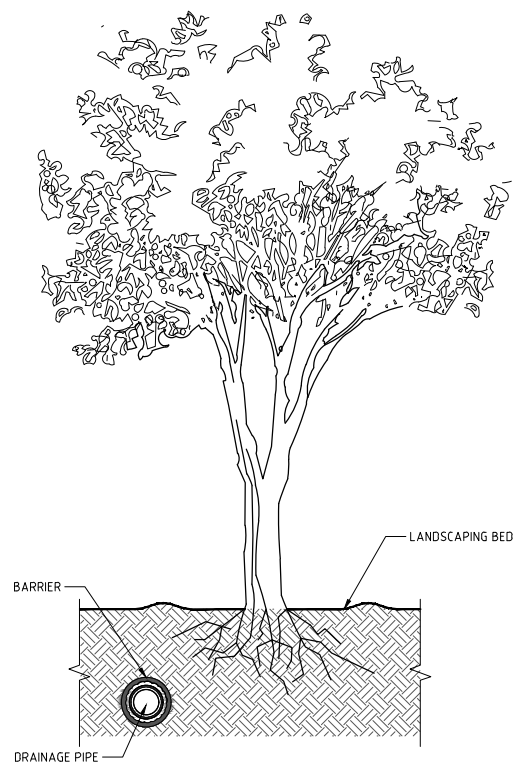
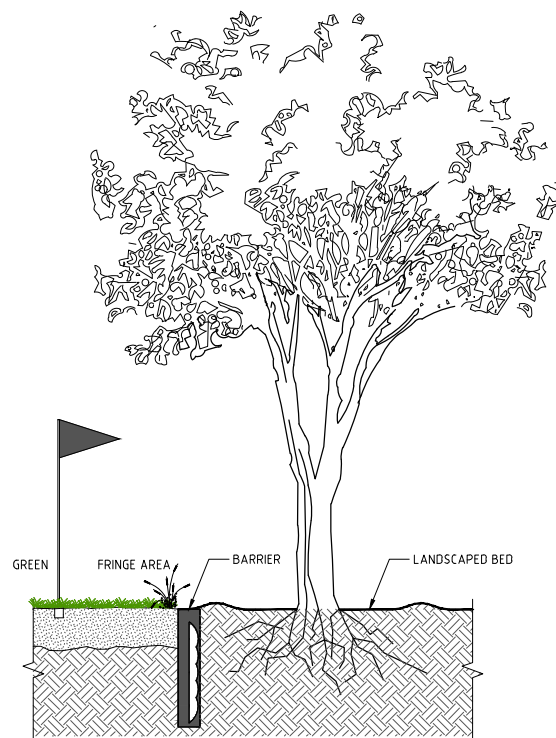


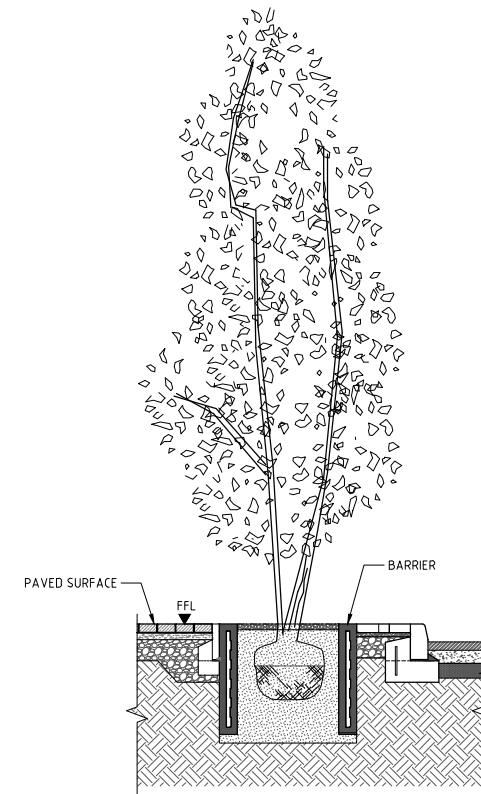
BUILDING FOUNDATION



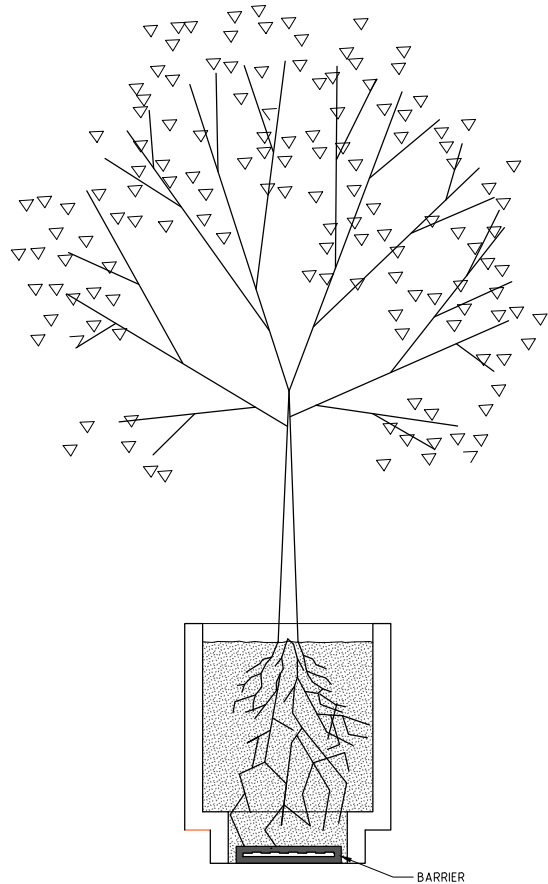
DRAINAGE PIPES



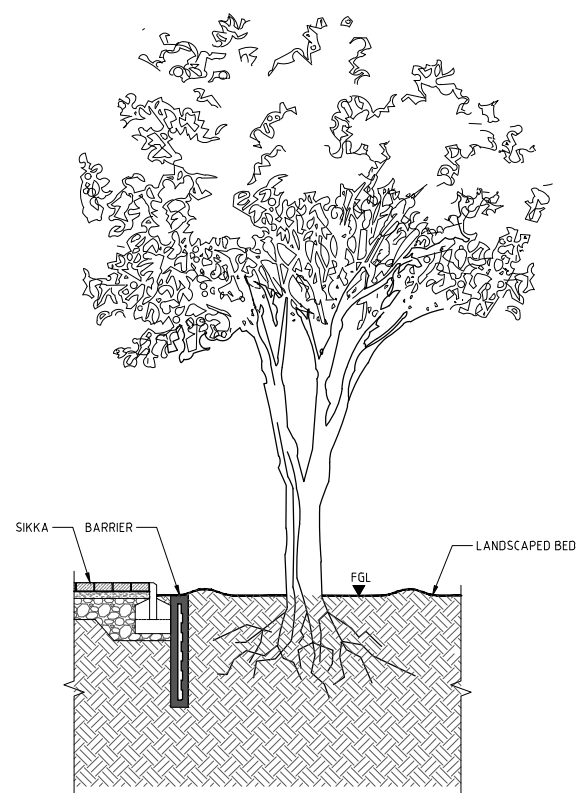
GREEN TREES



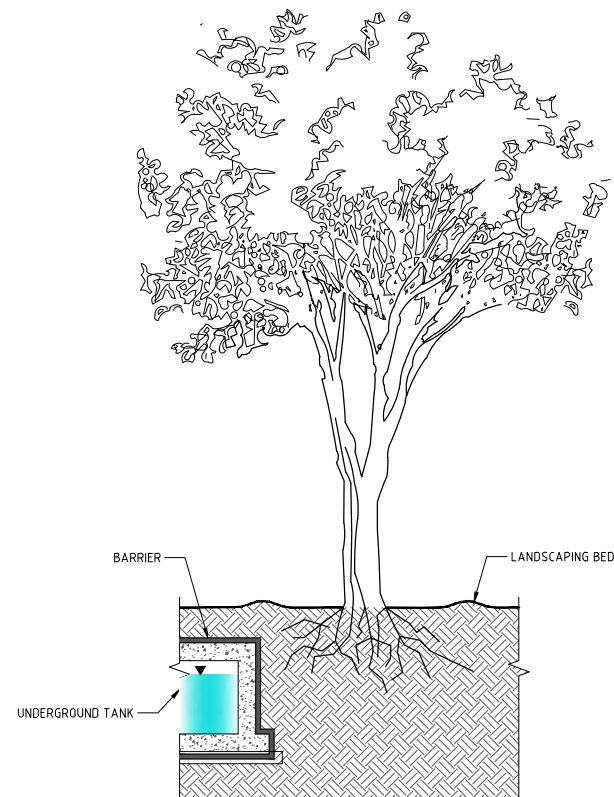
NEW APPLICATIONS



NURSERY POT



SIDE WALK / KERBS & SIKKA



UNDERGROUND TANK

NOTES:

1. ALL DIMENSIONS ARE IN MILLIMETRES UNLESS OTHERWISE STATED.
2. ALL MATERIALS AND WORKMANSHIP SHALL BE IN ACCORDANCE WITH THE CURRENT Q.C.S. UNLESS OTHERWISE AGREED WITH THE ENGINEER.
3. THE CONTRACTOR SHALL MAKE HIMSELF FULLY AWARE OF THE SITE CONDITIONS, EXISTING GROUND WATER LEVELS, NECESSITY FOR BACK PROPPING EXCAVATED AREAS AND EXISTING SERVICES.
4. PRIOR TO THE COMMENCEMENT OF THE WORKS, THE CONTRACTOR SHALL BE RESPONSIBLE FOR PRODUCING A COMPLETE SET OF CO-ORDINATED SHOP DRAWINGS FOR ALL ELEMENTS OF THE LANDSCAPING WORKS FOR THE ENGINEER'S APPROVAL.
5. FOR TYPICAL LANDSCAPE PLANTING DETAILS REFER TO SD 28-1-101 TO SD 28-1-103.
6. ROOT BARRIER (ROOT CONTROL SYSTEM) TO BE GREEN LEAF REROOT 1000, 1MM THICKNESS OR APPROVED EQUAL. ALTERNATIVE PRODUCTS SHALL MEET QCS2014 AND BE APPROVED BY THE PUBLIC PARKS DEPARTMENT.

LEGEND:

FFL FINISHED FOOTWAY LEVEL
FGL FINISHED GROUND LEVEL

0	28AUG16	ISSUED FOR USE	
Rev.	Date	Revision Details	Appd.

هيئة الأشغال العامة
Public Works Authority
P.O.Box 22188
Tel.: (0974) 44950000
Fax.: (0974) 44950999
www.ashghal.gov.qa



قطر تستحق الأفضل
Qatar Deserves The Best

PA
PROJECTS AFFAIRS

QCS Section:
Section 28 - Landscaping
Part 1 - Landscape Planting

Drawing Title:

**TYPICAL
ROOT BARRIER DETAILS**

Approved:	Sheet No: 1 OF 1
Date: AUGUST 2016	Scale: NTS
Drawing Number: SD 28-1-104	Revision: 0