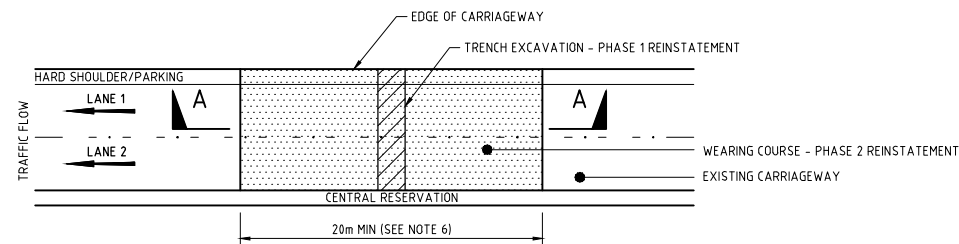
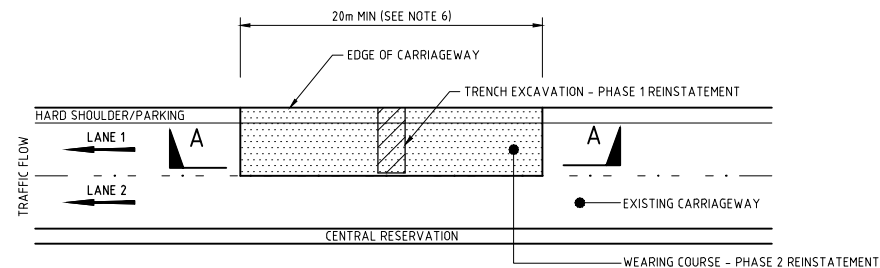


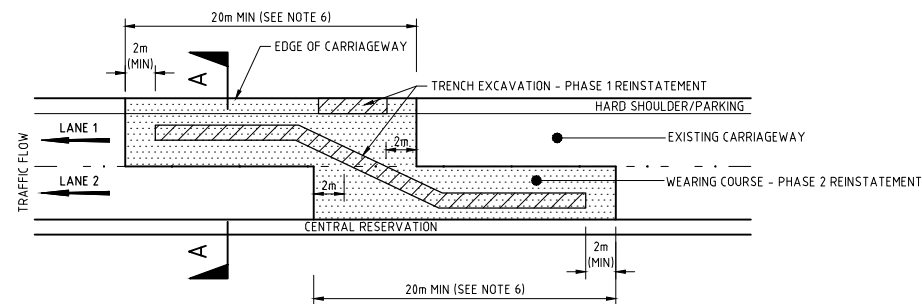
SECTION A - A
PHASE 1 REINSTATEMENT
SCALE 1: 10



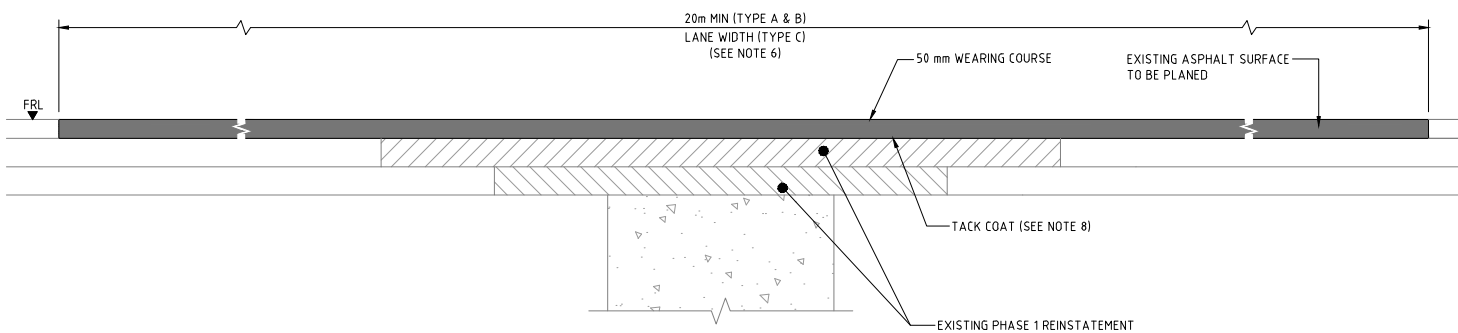
PLAN VIEW
TYPICAL REINSTATEMENT - TYPE A
SCALE 1: 250



PLAN VIEW
TYPICAL REINSTATEMENT - TYPE B
SCALE 1: 250



PLAN VIEW
TYPICAL REINSTATEMENT - TYPE C (LONGITUDINAL)
SCALE 1: 250



SECTION A - A
PHASE 2 REINSTATEMENT
SCALE 1: 10

NOTES:

PHASE 1 REINSTATEMENT:

- FOR TRENCH WIDTH OF 15m OR LESS ALL BACKFILL WITHIN 1 METER FROM THE FINISHED ROAD LEVEL (FRL), SHALL BE:
 - CONTROLLED LOW STRENGTH MATERIAL (CLSM) (0.3 N/mm² TO 2.5 N/mm²).
 - OR FOAM CONCRETE (5 N/mm²).
 - OR FTB-FLUIDIZED THERMAL BACKFILL (5 N/mm²).
 - OR SRC 20 CONCRETE FOR SHALLOW TRENCH WITH SRC 20 UTILITY SURROUND.

AS DIRECTED BY THE ENGINEER, (UP TO THE BOTTOM OF BASE COURSE LEVEL), THIS INCLUDES AREAS AROUND MANHOLES.

- FOR BACKFILL BELOW 1 METER FROM FRL, SELECTED FILL MATERIALS SHALL BE IN CONFORMANCE WITH QCS.

- FOR TRENCH WIDTH GREATER THEN 15m, BACKFILL MATERIALS USED SHALL BE IN CONFORMANCE WITH QCS.

- ALL SERVICE UTILITIES UNDER THE CARRIAGEWAY SHALL BE SURROUNDED IN ACCORDANCE WITH THE "TYPICAL REINSTATEMENT CROSS SECTION", WITH THE FOLLOWING OPTIONS:
 - CONCRETE SRC 20 SURROUND FOR DUCTS (INCLUDING ORODOO).
 - BEDDING MATERIALS FOR DRAINAGE AND WATER PIPES.
 - OR AS PER SERVICE AUTHORITY STANDARD DETAILS.

- 150mm BASE COURSE WITH A MINIMUM WIDTH OF 1 METER, IS TO BE LAID IN TWO LAYERS OF 75mm EACH. IF EXISTING BASE COURSE IS MORE THAN 150mm, USE THE EXISTING BASE COURSE THICKNESS.

PHASE 2 REINSTATEMENT:

- THE MINIMUM LENGTH OF LONGITUDINAL PHASE 2 REINSTATEMENT (WEARING COURSE), FOR ANY ROAD CUTTINGS, SHALL BE 20 METERS. THE MINIMUM WIDTH (TRANSVERSE) SHALL COVER THE FULL WIDTH OF THE TRAFFIC LANE, PARKING LANE, OR HARD SHOULDER AFFECTED.

- ALL BITUMINOUS REINSTATEMENT SHALL BE MACHINE LAID, JOINTS SHALL BE VERTICAL AND SAW CUT, AND USING ONLY APPROVED CLASS A ROAD CONTRACTORS.

GENERAL:

- ALL SURFACES SHALL BE FREE OF CONTAMINATION PRIOR TO APPLICATION OF TACK COAT.

- CARE TO BE TAKEN WHEN CUTTING SURFACE LAYERS TO AVOID DAMAGE TO RUNNING SURFACE. CUTTING SHALL BE BY USE OF ASPHALT SAW AND OR PLANNER.

- CUTBACK CONSTRUCTION JOINTS SHALL NOT BE WITHIN WHEEL PATHS (TYPE C).


- MAJOR ROADS ARE DEFINED AS ROADS WITH 2 OR MORE LAYERS OR COURSES OF ASPHALT COMPRISING OF A WEARING COURSE AND A BASE COURSE.

- PHASE 1 REINSTATEMENT SHALL BE BROUGHT TO FRL WITH A TEMPORARY LAYER OF ASPHALT PRIOR TO OPENING TO TRAFFIC UNLESS PHASE 2 REINSTATEMENT IS CARRIED OUT SIMULTANEOUSLY WITH PHASE 1.

REFERENCES:

- AMENDMENT TO THE CODE OF PRACTICE AND SPECIFICATION FOR ROAD OPENING IN THE HIGHWAY.

Rev.	Date	Revision Details	Appd.
1	20MAR16	ISSUED FOR USE	
0	07DEC14	ISSUED FOR USE	

هيئة الأشغال العامة Public Works Authority	
P.O. Box: 22188 Tel.: 00974 44950000 Fax: 00974 44950999	
AA ASSET AFFAIRS	

QCS Section:	Section 6 - Road Works Part 1 - General
--------------	--

Drawing Title:

REINSTATEMENT DETAILS MAJOR ROADS (2 LANES EACH DIRECTION)

Approved:	Sheet No: 1 OF 1
Date: MARCH 2016	Scale: AS SHOWN
Drawing Number: SD 6-1-202	Revision: 1