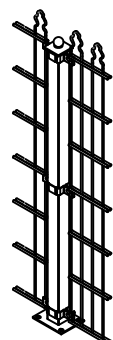
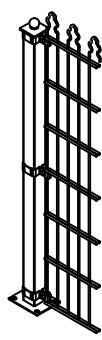


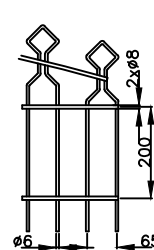
PANEL ASSEMBLY VIEW  
(CORNER POST)



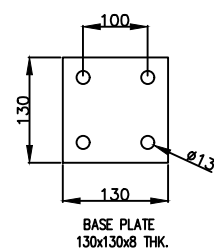
PANEL ASSEMBLY VIEW  
(LINE POST)



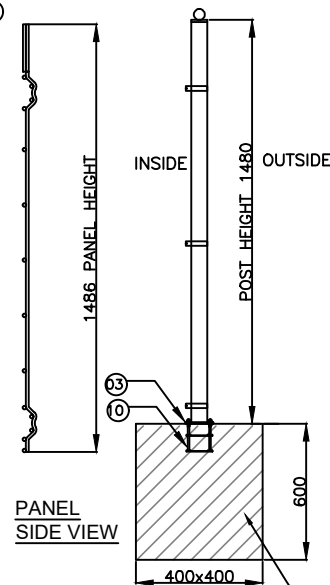
PANEL ASSEMBLY VIEW  
(END POST)



DETAIL "B" (MESH DETAIL)

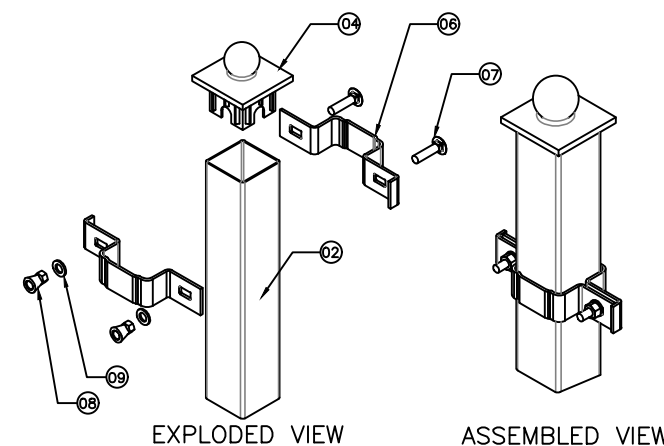


SECTION "D-D"



PANEL  
SIDE VIEW

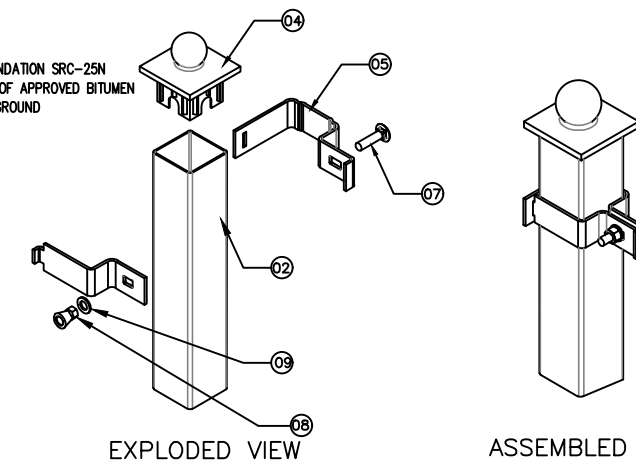
LEFT SIDE VIEW CONCRETE FOUNDATION SRC-25N  
WITH 2 COATS OF APPROVED BITUMEN  
PAINT BELOW GROUND



EXPLODED VIEW

ASSEMBLED VIEW

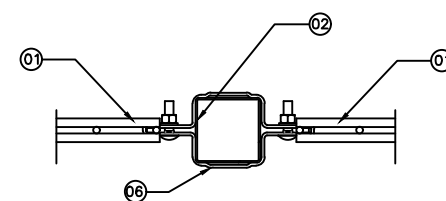
DOU. PANEL CLAMP FOR LINE POST DETAIL



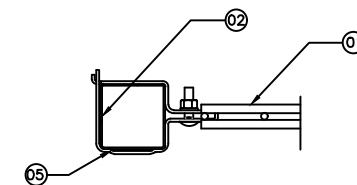
EXPLODED VIEW

ASSEMBLED VIEW

DOU. PANEL CLAMP FOR END POST DETAIL



SECTION "C-C" (FOR LINE POST)



SECTION "A-A" (FOR END POST)

## NOTES:

- ALL DIMENSIONS ARE IN MILLIMETERS (mm) UNLESS OTHERWISE INDICATED.
- PANEL LINK FENCES AND COMPONENT PARTS SHALL COMPLY WITH BS 1722 PART 14 AS PER BY QCS SECTION 27 EXTERNAL WORKS PART 03 FENCES & GATES, CLAUSE 3.2.6.
- THE DIMENSIONS OF THE PANEL FENCES COMPONENTS SHALL BE BASED ON BS 1722, PART 14 TABLES 1 AND 2.
- WIRE CONNECTIONS TO POSTS AND PANEL FENCES ARRANGEMENT SHALL BE IN ACCORDANCE WITH THE MANUFACTURERS INSTRUCTIONS.
- ALL PRODUCTS SHALL BE AS PER ASHGHAL LIST OF APPROVED PRODUCTS. REFERENCE TO RTC-PPQ-TCD-005, TRAFFIC CONTROL DEVICES.
- FOUNDATIONS TO BE SRC 25 CONCRETE. THE ENTIRE FOUNDATION HOLE SHALL BE FILLED WITH CONCRETE, THE USE OF PARTLY BACKFILLED HOLES WILL NOT BE PERMITTED.
- INSTALLER TO ENSURE THE POST SHALL BE INSTALLED VERTICALLY STRAIGHT 90°
- TWO (2) COATS OF BITUMEN COAT TO BE APPLIED IN ALL CONCRETE FOOTINGS BELOW GROUND LEVEL.
- TOP SURFACE OF CONCRETE FOUNDATION TO APPLY WITH APPROVED PAINT OF COLOR TO MATCH WITH EXISTING TILE AT PAVED AREAS.
- PRIOR TO THE INSTALLATION OF SUCH FENCES, ROAD SAFETY ASSESSMENTS (AUDITS) SHALL BE UNDERTAKEN AS PER THE REQUIREMENTS OF THE QHDM 2015, VOLUME 3 - PART 24 - ROAD SAFETY AUDITS.

02	SEP 2019	THICKNESS DETAILS CHANGED	
01	MAY 2019	SELF BREAKING NUT & CLAMP CONFIGURATION DETAILS	
00	DEC 2018	NEW ISSUE	

Rev.	Date	Revision Details	Appd.
------	------	------------------	-------

هيئة الأشغال العامة  
Public Works Authority

P.O.Box 22188  
Tel.: (0974) 44950900  
Fax.: (0974) 44950999  
www.ashghal.gov.qa

**PA**  
PROJECTS AFFAIRS

QCS Section: 6 ROADWORKS  
PART 12 FENCING

Drawing Title:

STANDARD PEDESTRIAN  
DECORATIVE FENCE  
1486mm PANEL HEIGHT

Approved: Sheet No: 1 OF 1

Date: Scale: NTS

Drawing Number: SD 6-12-309 Revision: 2

SD 6-12-309

2

01	WELD MESH PANEL	MESH SIZE 200x65mm, VERTICAL WIRE ø6mm & HORIZONTAL WIRE ø8mm PANEL HEIGHT :1486mm, WIDTH :2015mm.
02	FENCE POST	SHS 60x60x1.5mm THK, LENGTH 1480mm, ABOVE THE GROUND LEVEL WITH BASE PLATE
03	BASE PLATE	130x130x8mm THK.
04	POST CAP	METAL (WELD TO POST BY MANUFACTURER) CAP / UPVC CAP
05	DOUBLE PANEL CLAMP-1	CORNER/END CLAMP
06	DOUBLE PANEL CLAMP-2	LINE POST CLAMP
07	MUSHROOM HEAD BOLT	M8x30mm LONG WITH SELF BREAKING NUT
08	SELF BREAKING NUT	M8
09	WASHER	M8
10	ANCHOR BOLT	M12x300mm LONG (4 Nos.) with CAP NUT