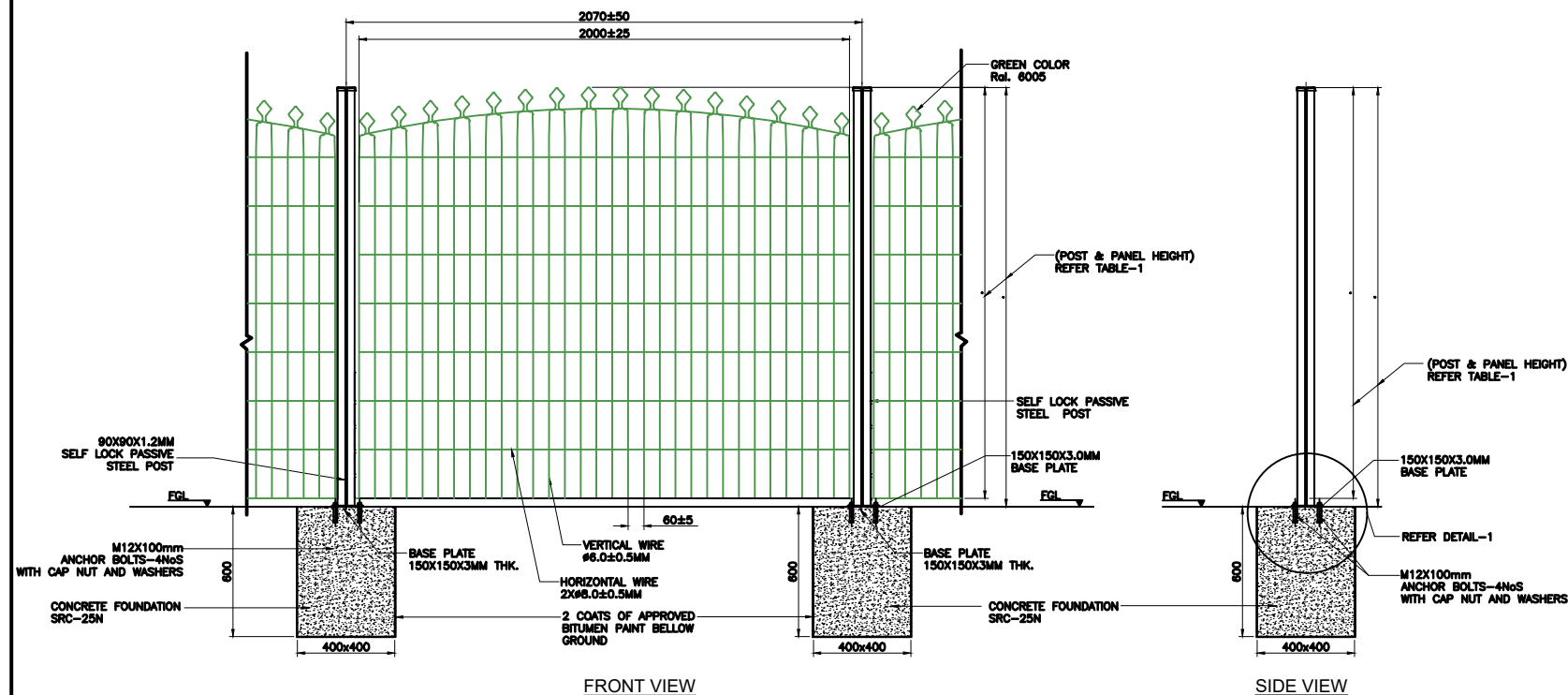
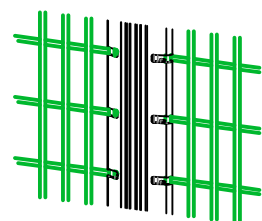


FENCE END TERMINAL

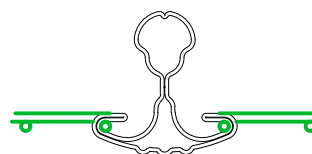


FRONT VIEW

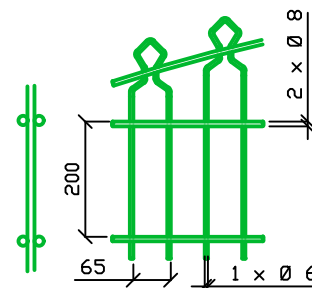
SIDE VIEW



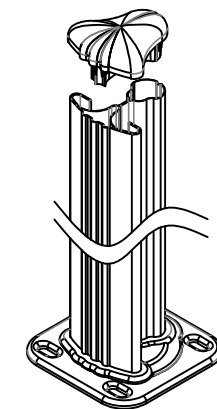
Post Fixation Detail  
Front View



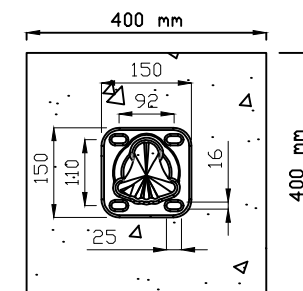
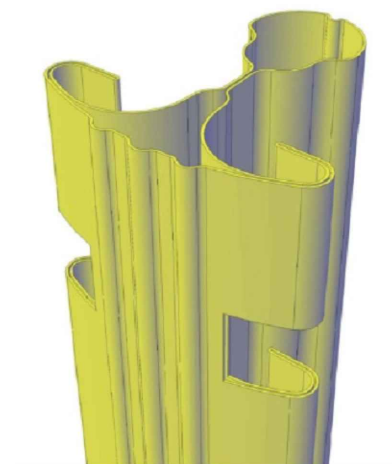
Post Fixation Detail  
Upper View



PANEL  
SIDE VIEW



Post Section Detail  
(Free of Fixation)



Detail - 1

NOTES:

PANEL HEIGHT	POST HEIGHT	TERMINAL-3 POST HEIGHT	TERMINAL-2 POST HEIGHT	TERMINAL-1 POST HEIGHT
1486	1520 ± 20	1320	1120	920
1686	1720 ± 20	1520	1320	1120

TABLE 1.

- ALL DIMENSIONS ARE IN MILLIMETERS (mm) UNLESS OTHERWISE INDICATED.
- PANEL LINK FENCES AND COMPONENT PARTS SHALL COMPLY WITH BS 1722 PART 14 AS PER BY QCS SECTION 27 EXTERNAL WORKS PART 03 FENCES & GATES, CLAUSE 3.2.6.
- THE DIMENSIONS OF THE PANEL FENCES COMPONENTS SHALL BE BASED ON BS 1722, PART 14 TABLES 1 AND 2.
- FENCE POST DESIGN SHALL COMPLY WITH BS EN 12767 PASSIVE SAFETY STANDARD (UPON REQUEST)
- WIRE CONNECTIONS TO POSTS AND PANEL FENCES ARRANGEMENT SHALL BE IN ACCORDANCE WITH THE MANUFACTURERS INSTRUCTIONS.
- ALL PRODUCTS SHALL BE AS PER ASHGHAL LIST OF APPROVED PRODUCTS. REFERENCE TO RTC-PPQ-TCO-005, TRAFFIC CONTROL DEVICES.
- FOUNDATIONS TO BE SRC 25 CONCRETE. THE ENTIRE FOUNDATION HOLE SHALL BE FILLED WITH CONCRETE, THE USE OF PARTLY BACKFILLED HOLES WILL NOT BE PERMITTED.
- INSTALLER TO ENSURE THE POST SHALL BE INSTALLED VERTICALLY STRAIGHT 90°
- TWO (2) COATS OF BITUMEN COAT TO BE APPLIED IN ALL CONCRETE FOOTINGS BELOW GROUND LEVEL.

00	APR 2021	NEW ISSUE	
Rev.	Date	Revision Details	Appd.
هيئة الأشغال العامة Public Works Authority			
P.O.Box: 22188 Tel.: 00974 44950000 Fax: 00974 44950999 <b>PA</b> PROJECTS AFFAIRS			
QCS Section: 6 ROADWORKS PART 12 FENCING			
Drawing Title:  STANDARD PEDESTRIAN FENCE DECORATIVE PANEL (SELF - LOCK)			
Approved:		Sheet No: 1 OF 1	
Date:		Scale: NTS	
Drawing Number:		Revision:	
SD 6-12-317		0	