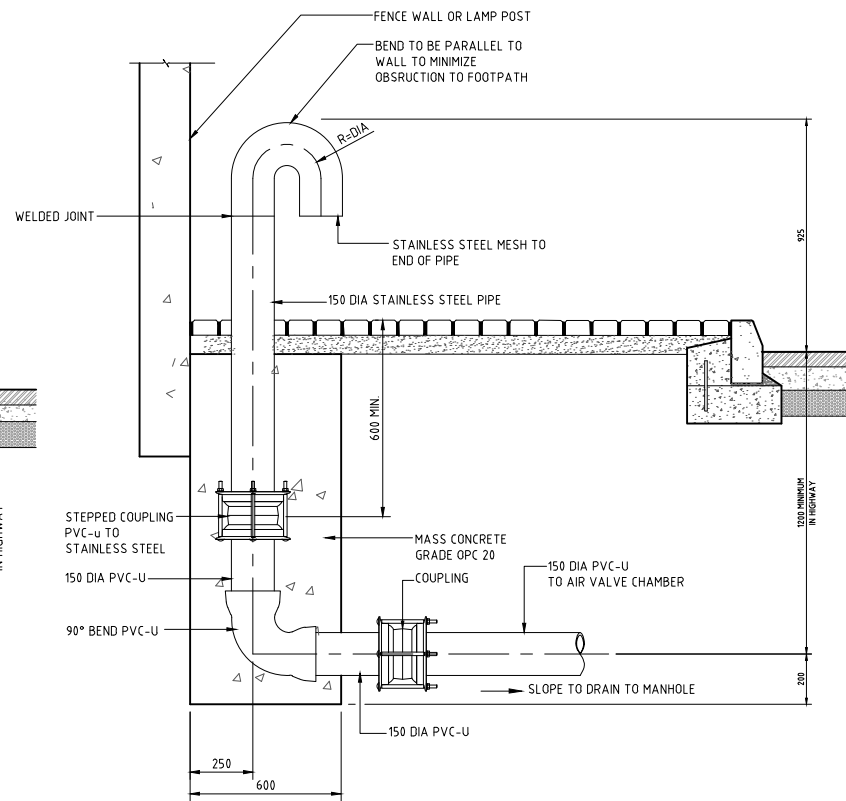
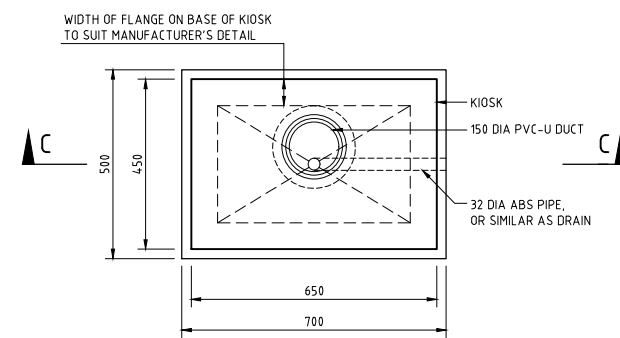


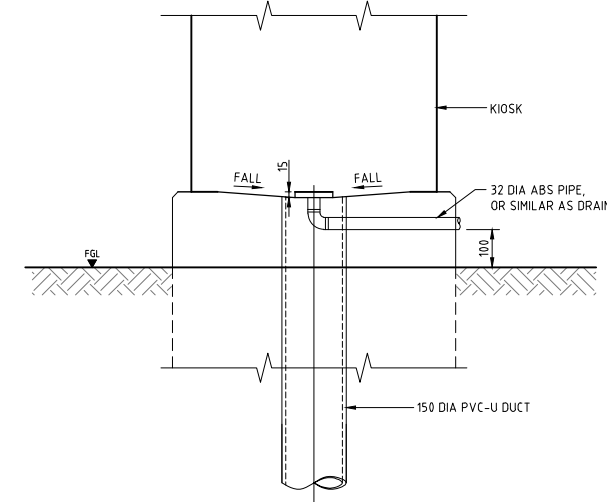
AIR VENT PIPE IN LANDSCAPED AREA
SCALE 1:15



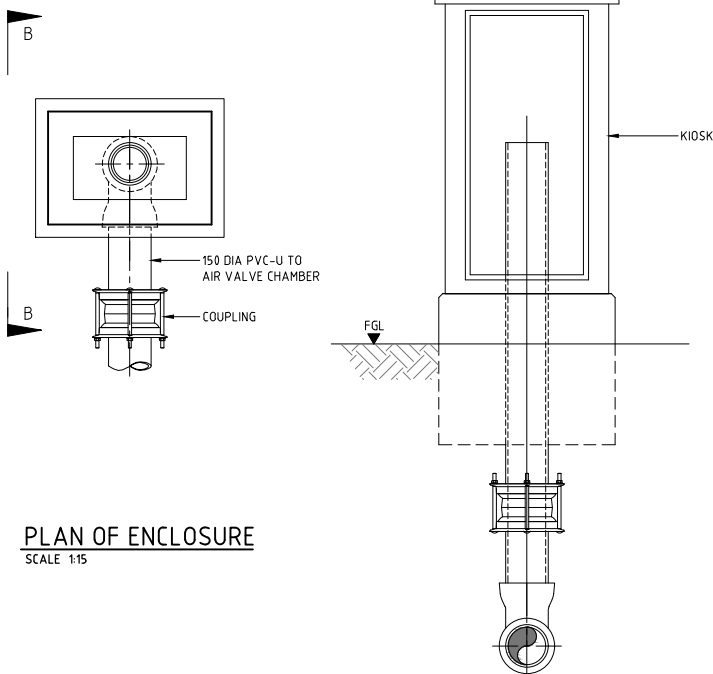
AIR VENT PIPE IN PAVED AREA
SCALE 1:15



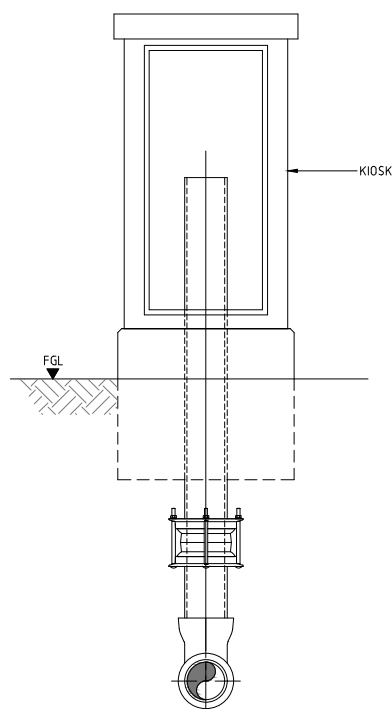
PLAN ON PLINTH
SCALE 1:10



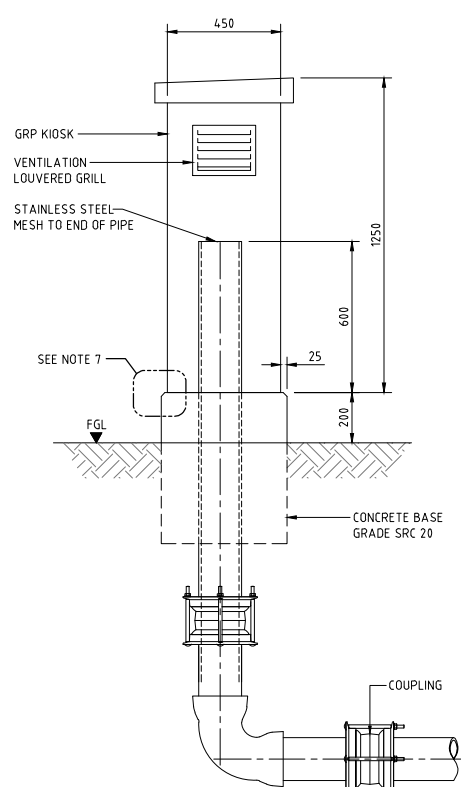
SECTION C - C
SCALE 1:10



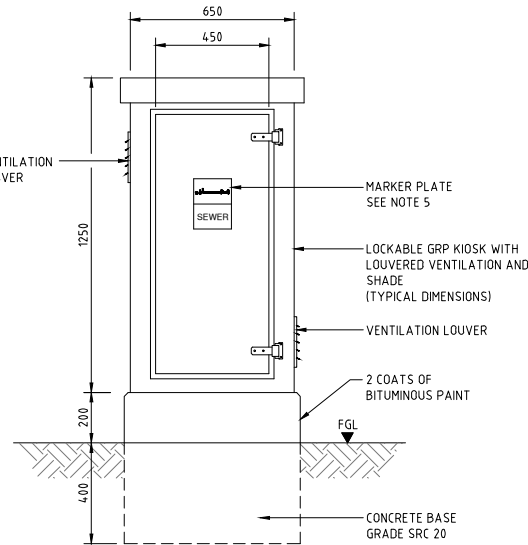
PLAN OF ENCLOSURE
SCALE 1:15



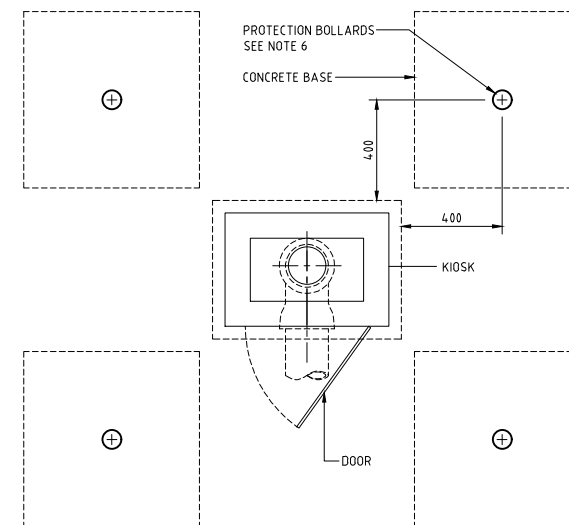
SECTION A - A
SCALE 1:15



SECTION B - B
SCALE 1:15



KIOSK DETAIL
SCALE 1:15



PLAN
SCALE 1:15

NOTES:

- ALL DIMENSIONS ARE IN MILLIMETRES UNLESS OTHERWISE STATED.
- ALL MATERIALS AND WORKMANSHIP SHALL BE IN ACCORDANCE WITH THE CURRENT Q.C.S. UNLESS OTHERWISE AGREED WITH THE ENGINEER.
- DIAMETER OF VENT TO BE 150mm OR AS SPECIFIED ON DRAWINGS.
- CONTRACTOR TO ORIENTATE VENT GOOSE NECK TO OPTIMIZE PEDESTRIAN SPACE AND TRAFFIC. PROVIDE A MINIMUM 15m CLEAR DISTANCE ON FOOTPATH.
- SEE DRAWING SD 8-4-113 FOR DETAILS OF MARKER PLATE. PLATE TO BE RIVETED TO KIOSK DOOR.
- SEE DRAWING SD 8-4-415 FOR DETAILS OF PROTECTION BOLLARDS.
- METHOD OF FIXING GRP KIOSK TO BE IN ACCORDANCE WITH MANUFACTURER'S REQUIREMENTS. SILICON SEAL APPLIED TO EXTERNAL JOINT BETWEEN KIOSK AND BASE.
- CONTRACTOR IS RESPONSIBLE FOR GENERATING THE SHOP / AS BUILT DRAWINGS BASED ON THE CHANGES DURING CONSTRUCTION AND THE ACTUAL SITE CONDITIONS.
- THIS LAYOUT IS FOR GUIDANCE ONLY. THE LAYOUT MAY BE MODIFIED TO SUIT SITE CONDITIONS DURING CONSTRUCTION AS AGREED WITH THE ENGINEER.

LEGEND:

PVC-U POLYVINYLCHLORIDE UNPLASTICIZED

4	OCT 19	ISSUED FOR USE	
3	APR 19	ISSUED FOR USE	
2	01 MAR 19	REVALIDATED ISSUE	
1	23 NOV 15	ISSUED FOR USE	
0	15 SEP 13	ISSUED FOR USE	
Rev.	Date	Revision Details	Appd.

هيئة الأشغال العامة
Public Works Authority

P.O. Box: 22188
Tel.: 00974 44950000
Fax: 00974 44950999

قطر تستحق الأفضل
Qatar Deserves The Best
www.ashghal.gov.qa

PROJECTS AFFAIRS

QCS Section:
Section 8 - Drainage Works
Part 4 - Pipeline Installation

Drawing Title:
**MANHOLE CHAMBER
VENT PIPE DETAILS**

Approved:	Sheet No: 1 OF 1
Date: OCT 2019	Scale: AS SHOWN
Drawing Number: SD 8-4-109	Revision: 4