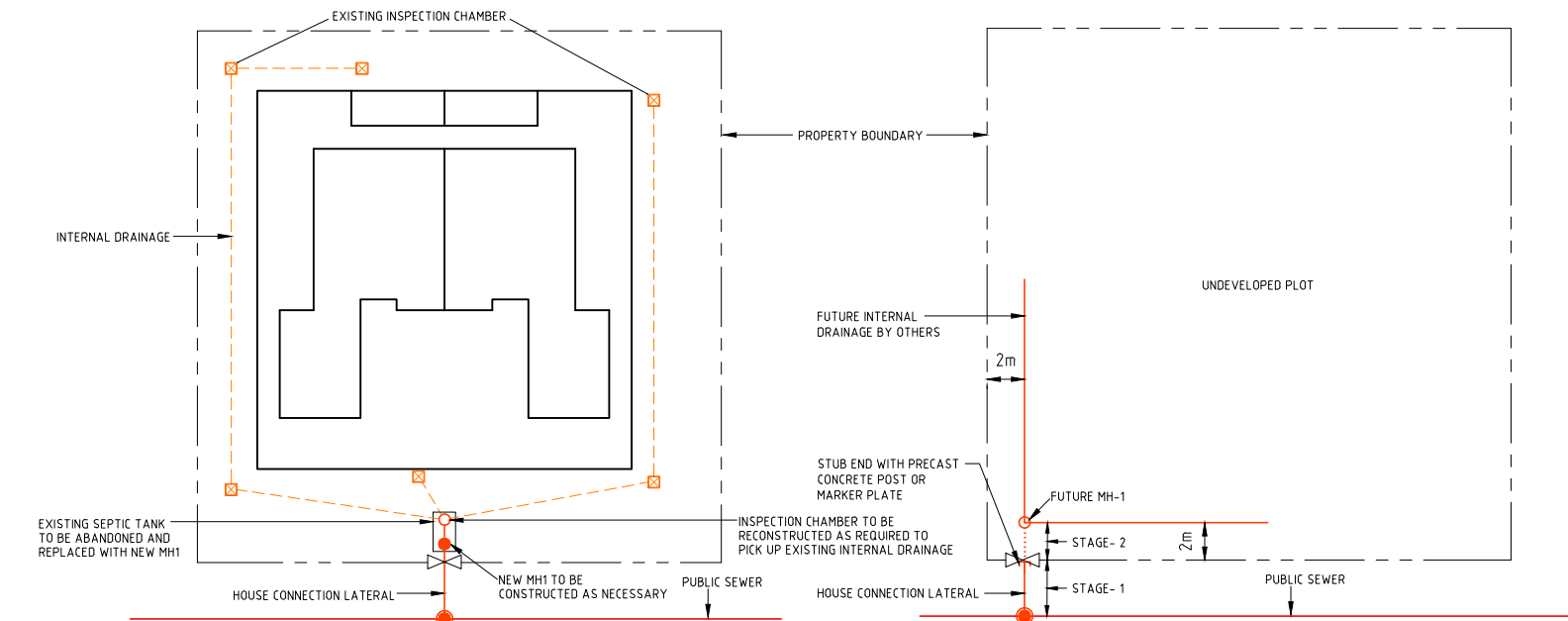


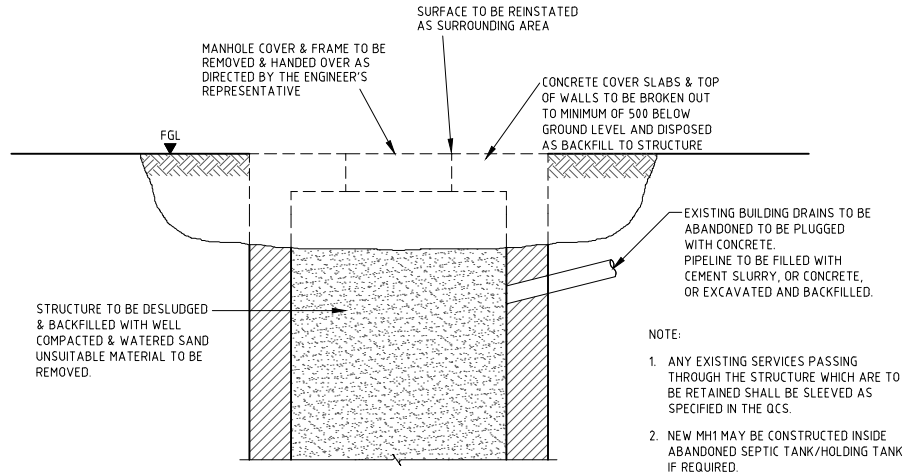
**CONNECTION TO PROPERTY WITH EXISTING
INTERNAL DRAINAGE (TYPE A)**
N.T.S.

**CONNECTION TO PROPERTY WITH EXISTING
INTERNAL DRAINAGE (TYPE B)**
N.T.S.

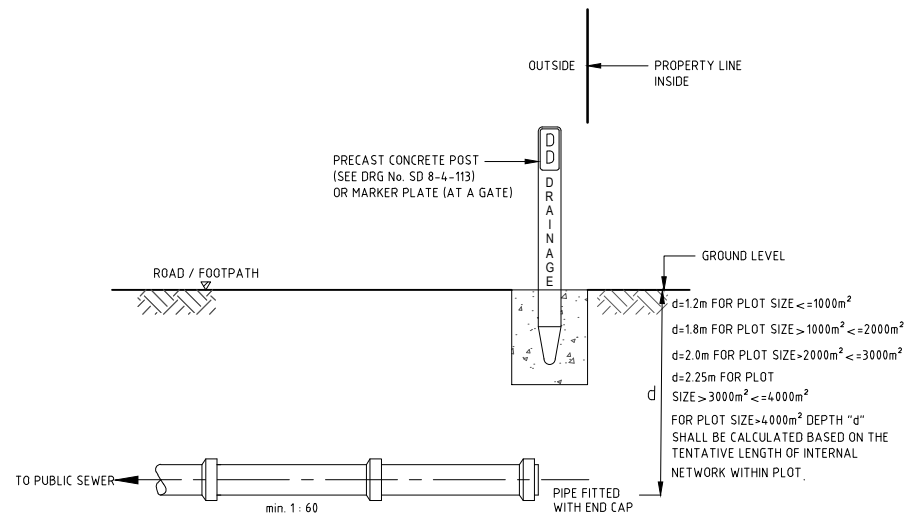


**CONNECTION TO PROPERTY WITH EXISTING
INTERNAL DRAINAGE (TYPE C)**
N.T.S.

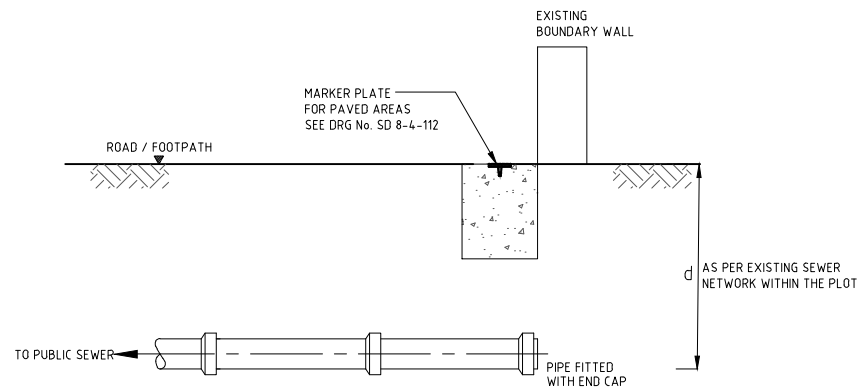
**CONNECTION TO PROPERTY WITH NO EXISTING INTERNAL DRAINAGE
WHERE SITE SERVICE PLAN (SSP) IS NOT AVAILABLE
(TYPE D)
IF SSP IS AVAILABLE, SEE NOTE. 5**
N.T.S.



**ABANDONMENT & BACKFILLING OF
EXISTING UNDERGROUND STRUCTURES**
N.T.S.



**HOUSE CONNECTIONS TO UNDEVELOPED PROPERTIES (TYPE D)
WHERE SSP IS NOT AVAILABLE**
N.T.S.



HOUSE CONNECTIONS TO DEVELOPED PROPERTIES (TYPE A, B, C)
N.T.S.

NOTES:

1. ALL DIMENSIONS ARE IN MILLIMETRES UNLESS OTHERWISE STATED.
2. ALL MATERIALS AND WORKMANSHIP SHALL BE IN ACCORDANCE WITH THE CURRENT Q.C.S. UNLESS OTHERWISE AGREED WITH THE ENGINEER.
3. THIS DRAWING TO BE READ IN CONJUNCTION WITH DRG Nos. SD 8-4-212 AND SD 8-4-214.
4. METHODS OF PROPERTY CONNECTIONS SHOWN ARE TYPICAL ONLY. FOR DEVELOPED PLOTS, THE CONTRACTOR SHALL UNDERTAKE HOUSE CONNECTION SURVEY FOR EACH PLOT AND MODIFY THE PROPOSED DESIGN OF THE HOUSE CONNECTION LINE ACCORDINGLY PRIOR TO THE COMMENCEMENT OF WORKS ON THE MAIN SEWER LINE.
5. STAGE-2 CONNECTION TO THE PLOT SHALL BE PROVIDED, ONLY AFTER (i) DOWN STREAM NETWORK IS COMMISSIONED TO RELIEVE FLOWS AND (ii) NECESSARY FEE PAYMENT BY THE OWNER AS APPLICABLE. REFER TO ASHGHAL PORTAL FOR DETAILS.
6. IF SSP IS AVAILABLE, THE HOUSE CONNECTION LATERAL SHALL BE DESIGNED AND CONSTRUCTED AS PER APPROVED SSP.
7. THE LOCATION OF MH-1 SHALL BE MADE CONVENIENTLY ACCESSIBLE FOR ASHGHAL O&M PERSONAL TO BRING THEIR NECESSARY EQUIPMENTS/MACHINERY FOR ANY MAINTENANCE REQUIRED IN FUTURE.

LEGEND:

- PROPERTY BOUNDARY
- BUILDING WALL
- MAIN SEWER AND MANHOLE
- - - EXISTING INTERNAL SEWER LINE
- ⊗ INDICATIVE GATE LOCATION
- ⊗ INSPECTION CHAMBER
- MANHOLE MH1 INSIDE PLOT
- PUBLIC SEWER MANHOLE

5	JUN 22	ISSUED FOR USE	
4	APR 19	ISSUED FOR USE	
3	01 MAR 19	REVALIDATED ISSUE	
2	01AUG16	DETAILS OF MARKER UPDATED	
1	23NOV15	ISSUED FOR USE	
0	15SEP13	ISSUED FOR USE	

Rev.	Date	Revision Details	Appd.
------	------	------------------	-------

هيئة الأشغال العامة
Public Works Authority

P.O. Box: 22188
Tel.: 00974 44950000
Fax: 00974 44950999

PA
PROJECTS AFFAIRS

QCS Section:
Section 8 - Drainage Works
Part 4 - Pipeline Installation

Drawing Title:
**SEWERAGE CONNECTIONS
TO PROPERTIES
TYPICAL DETAILS**

Approved:	Sheet No:
Date: JUNE 2022	1 OF 1
Drawing Number: SD 8-4-210	Scale: N.T.S.
	Revision: 5